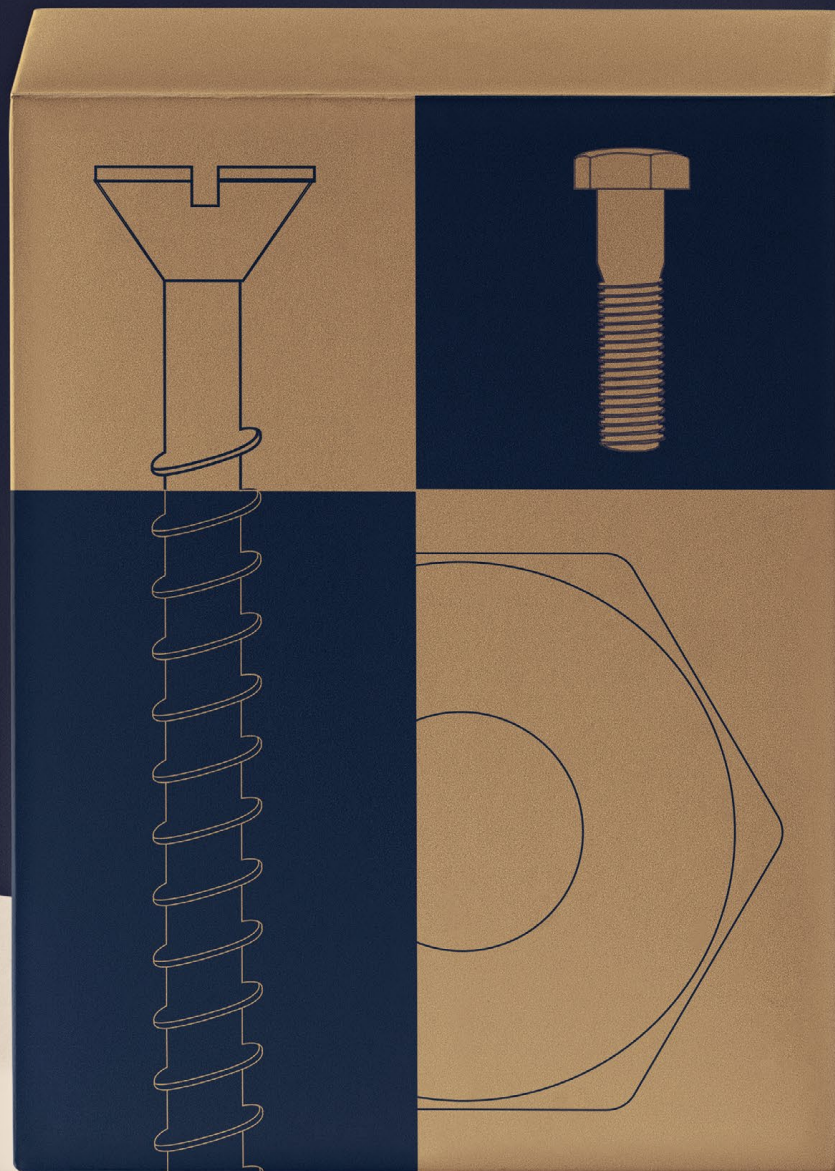


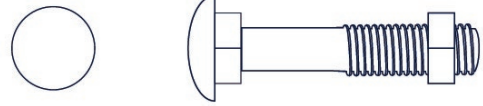
CATÁLOGO 2020
BULONES, TORNILLOS & TUERCAS



BREMEN[®]
QUALITÄT UND DESIGN.

Bulones Cabeza Redonda con Tuerca

Cabeza: Redonda
 Terminación: Zincado
 Rosca: UNC y BSW
 Detalle: Cuello cuadrado



CÓDIGO	MEDIDA	LARGO	HILOS POR PULGADA	UNIDAD POR CAJA	ROSCA UNC
BCR06025	1/4"	1"	20	440	Entera
BCR06032	1/4"	1-1/4"	20	400	Entera
BCR06038	1/4"	1-1/2"	20	360	Entera
BCR06044	1/4"	1-3/4"	20	330	Entera
BCR06050	1/4"	2"	20	320	Entera
BCR06056	1/4"	2-1/4"	20	290	Entera
BCR06063	1/4"	2-1/2"	20	280	Entera
BCR06070	1/4"	2-3/4"	20	250	Entera
BCR06076	1/4"	3"	20	240	Entera
BCR06082	1/4"	3-1/4"	20	220	Entera
BCR06090	1/4"	3-1/2"	20	220	Entera
BCR06100	1/4"	4"	20	160	Entera
BCR06114	1/4"	4-1/2"	20	160	Entera
BCR06127	1/4"	5"	20	150	Entera
BCR08025	5/16"	1"	18	270	Entera
BCR08032	5/16"	1-1/4"	18	240	Entera
BCR08038	5/16"	1-1/2"	18	230	Entera
BCR08044	5/16"	1-3/4"	18	200	Entera
BCR08050	5/16"	2"	18	195	Entera
BCR08056	5/16"	2-1/4"	18	170	Entera
BCR08063	5/16"	2-1/2"	18	170	Entera
BCR08070	5/16"	2 3/4"	18	150	Entera
BCR08076	5/16"	3"	18	150	Entera
BCR08082	5/16"	3-1/4"	18	140	Entera
BCR08090	5/16"	3-1/2"	18	135	Entera
BCR08100	5/16"	4"	18	110	Entera
BCR08114	5/16"	4-1/2"	18	100	Entera
BCR08127	5/16"	5"	18	100	Entera
BCR08140	5/16"	5-1/2"	18	95	Entera
BCR08152	5/16"	6"	18	90	Entera
BCR08177	5/16"	7"	18	80	Parcial
BCR08203	5/16"	8"	18	70	Parcial
BCR10038	3/8"	1-1/2"	16	150	Entera
BCR10044	3/8"	1-3/4"	16	140	Entera
BCR10050	3/8"	2"	16	125	Entera
BCR10056	3/8"	2-1/4"	16	120	Entera
BCR10063	3/8"	2-1/2"	16	110	Entera
BCR10070	3/8"	2-3/4"	16	110	Entera
BCR10076	3/8"	3"	16	100	Entera
BCR10082	3/8"	3-1/4"	16	100	Entera
BCR10090	3/8"	3-1/2"	16	90	Entera
BCR10100	3/8"	4"	16	80	Entera
BCR10114	3/8"	4-1/2"	16	75	Entera
BCR10127	3/8"	5"	16	70	Entera
BCR10140	3/8"	5-1/2"	16	65	Entera
BCR10152	3/8"	6"	16	60	Entera
BCR10178	3/8"	7"	16	50	Parcial
BCR10200	3/8"	8"	16	50	Parcial

CÓDIGO	MEDIDA	LARGO	HILOS POR PULGADA	UNIDAD POR CAJA	ROSCA UNC
BCR10228	3/8"	9"	16	45	Parcial
BCR10254	3/8"	10"	16	40	Parcial
BCR10279	3/8"	11"	16	40	Parcial
BCR10305	3/8"	12"	16	35	Parcial

CÓDIGO	MEDIDA	LARGO	HILOS POR PULGADA	UNIDAD POR CAJA	ROSCA UNC
BCR11028	7/16"	1-1/8"	14	100	Entera
BCR11032	7/16"	1-1/4"	14	100	Entera
BCR11038	7/16"	1-1/2"	14	95	Entera
BCR11044	7/16"	1-3/4"	14	90	Entera
BCR11050	7/16"	2"	14	85	Entera
BCR11056	7/16"	2-1/4"	14	80	Entera
BCR11063	7/16"	2-1/2"	14	75	Entera
BCR11070	7/16"	2-3/4"	14	70	Entera
BCR11076	7/16"	3"	14	65	Entera
BCR11082	7/16"	3-1/4"	14	60	Entera
BCR11090	7/16"	3-1/2"	14	60	Entera
BCR11100	7/16"	4"	14	55	Entera
BCR11114	7/16"	4-1/2"	14	50	Entera
BCR11127	7/16"	5"	14	50	Entera
BCR11140	7/16"	5-1/2"	14	45	Entera
BCR11152	7/16"	6"	14	40	Entera
BCR11177	7/16"	7"	14	35	Parcial
BCR11203	7/16"	8"	14	35	Parcial
BCR11229	7/16"	9"	14	30	Parcial
BCR11254	7/16"	10"	14	30	Parcial
BCR11279	7/16"	11"	14	30	Parcial
BCR11304	7/16"	12"	14	25	Parcial

CÓDIGO	MEDIDA	LARGO	HILOS POR PULGADA	UNIDAD POR CAJA	ROSCA BSW
BCR13025	1/2"	1"	12	0	Entera
BCR13032	1/2"	1 1/4"	12	0	Entera
BCR13038	1/2"	1 1/2"	12	50	Entera
BCR13044	1/2"	1 3/4"	12	0	Entera
BCR13050	1/2"	2"	12	50	Entera
BCR13056	1/2"	2 1/4"	12	0	Entera
BCR13063	1/2"	2 1/2"	12	50	Entera
BCR13070	1/2"	2 3/4"	12	0	Entera
BCR13076	1/2"	3"	12	50	Entera
BCR13082	1/2"	3 1/4"	12	45	Entera
BCR13090	1/2"	3 1/2"	12	50	Entera
BCR13100	1/2"	4"	12	50	Entera
BCR13114	1/2"	4 1/2"	12	50	Entera
BCR13127	1/2"	5"	12	50	Entera
BCR13140	1/2"	5 1/2"	12	50	Entera
BCR13152	1/2"	6"	12	50	Entera
BCR13178	1/2"	7"	12	50	Parcial
BCR13200	1/2"	8"	12	50	Parcial
BCR13228	1/2"	9"	12	50	Parcial
BCR13254	1/2"	10"	12	50	Parcial
BCR13279	1/2"	11"	12	50	Parcial
BCR13305	1/2"	12"	12	50	Parcial

Bulón UNC Hexagonal

Rosca: UNC [USS] [Americana Unificada - Paso Normal]
 Cabeza: Hexagonal
 Terminación: Zincado

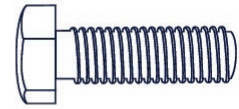



CÓDIGO	MEDIDA	LARGO	HILOS POR PULGADA		UNIDAD POR CAJA	ROSCA
BNC06013	1/4"	1/2"	20	7/16"	500	Entera
BNC06016	1/4"	5/8"	20	7/16"	500	Entera
BNC06019	1/4"	3/4"	20	7/16"	500	Entera
BNC06022	1/4"	7/8"	20	7/16"	200	Entera
BNC06025	1/4"	1	20	7/16"	200	Entera
BNC06032	1/4"	1-1/4"	20	7/16"	200	Parcial
BNC06038	1/4"	1-1/2"	20	7/16"	200	Parcial
BNC06044	1/4"	1-3/4"	20	7/16"	200	Parcial
BNC06050	1/4"	2"	20	7/16"	350	Parcial
BNC06056	1/4"	2-1/4"	20	7/16"	320	Parcial
BNC06063	1/4"	2-1/2"	20	7/16"	290	Parcial
BNC06070	1/4"	2-3/4"	20	7/16"	270	Parcial
BNC06076	1/4"	3"	20	7/16"	250	Parcial
BNC06082	1/4"	3-1/4"	20	7/16"	230	Parcial
BNC06090	1/4"	3-1/2"	20	7/16"	210	Parcial
BNC06100	1/4"	4"	20	7/16"	180	Parcial
BNC06114	1/4"	4-1/2"	20	7/16"	170	Parcial
BNC06127	1/4"	5"	20	7/16"	150	Parcial
BNC08013	5/16"	1/2"	18	1/2"	550	Entera
BNC08016	5/16"	5/8"	18	1/2"	500	Entera
BNC08019	5/16"	3/4"	18	1/2"	450	Entera
BNC08022	5/16"	7/8"	18	1/2"	430	Entera
BNC08025	5/16"	1"	18	1/2"	400	Entera
BNC08032	5/16"	1-1/4"	18	1/2"	330	Entera
BNC08038	5/16"	1-1/2"	18	1/2"	280	Parcial
BNC08044	5/16"	1-3/4"	18	1/2"	250	Parcial
BNC08050	5/16"	2"	18	1/2"	220	Parcial
BNC08056	5/16"	2-1/4"	18	1/2"	200	Parcial
BNC08063	5/16"	2-1/2"	18	1/2"	180	Parcial
BNC08070	5/16"	2-3/4"	18	1/2"	170	Parcial
BNC08076	5/16"	3"	18	1/2"	150	Parcial
BNC08082	5/16"	3-1/4"	18	1/2"	140	Parcial
BNC08090	5/16"	3-1/2"	18	1/2"	140	Parcial
BNC08100	5/16"	4"	18	1/2"	120	Parcial
BNC08114	5/16"	4-1/2"	18	1/2"	110	Parcial
BNC08127	5/16"	5"	18	1/2"	100	Parcial
BNC08140	5/16"	5-1/2"	18	1/2"	90	Parcial
BNC08152	5/16"	6"	18	1/2"	80	Parcial
BNC10019	3/8"	3/4"	16	9/16"	310	Entera
BNC10022	3/8"	7/8"	16	9/16"	290	Entera
BNC10025	3/8"	1"	16	9/16"	260	Entera
BNC10032	3/8"	1-1/4"	16	9/16"	230	Entera
BNC10038	3/8"	1-1/2"	16	9/16"	200	Entera
BNC10044	3/8"	1-3/4"	16	9/16"	170	Parcial
BNC10050	3/8"	2"	16	9/16"	150	Parcial
BNC10056	3/8"	2-1/4"	16	9/16"	140	Parcial
BNC10063	3/8"	2-1/2"	16	9/16"	130	Parcial
BNC10070	3/8"	2-3/4"	16	9/16"	120	Parcial
BNC10076	3/8"	3"	16	9/16"	110	Parcial
BNC10082	3/8"	3-1/4"	16	9/16"	100	Parcial
BNC10090	3/8"	3-1/2"	16	9/16"	90	Parcial
BNC10100	3/8"	4"	16	9/16"	80	Parcial
BNC10114	3/8"	4-1/2"	16	9/16"	75	Parcial

CÓDIGO	MEDIDA	LARGO	HILOS POR PULGADA		UNIDAD POR CAJA	ROSCA
BNC10127	3/8"	5	16	9/16"	70	Parcial
BNC10140	3/8"	5-1/2"	16	9/16"	60	Parcial
BNC10152	3/8"	6"	16	9/16"	60	Parcial
BNC11019	7/16"	3/4"	14	5/8"	220	Entera
BNC11022	7/16"	7/8"	14	5/8"	200	Entera
BNC11025	7/16"	1"	14	5/8"	190	Entera
BNC11032	7/16"	1-1/4"	14	5/8"	160	Entera
BNC11038	7/16"	1-1/2"	14	5/8"	150	Entera
BNC11044	7/16"	1-3/4"	14	5/8"	130	Entera
BNC11050	7/16"	2"	14	5/8"	110	Parcial
BNC11056	7/16"	2-1/4"	14	5/8"	100	Parcial
BNC11063	7/16"	2-1/2"	14	5/8"	90	Parcial
BNC11070	7/16"	2-3/4"	14	5/8"	90	Parcial
BNC11076	7/16"	3"	14	5/8"	80	Parcial
BNC11082	7/16"	3-1/4"	14	5/8"	70	Parcial
BNC11090	7/16"	3-1/2"	14	5/8"	70	Parcial
BNC11100	7/16"	4"	14	5/8"	60	Parcial
BNC11114	7/16"	4-1/2"	14	5/8"	55	Parcial
BNC11127	7/16"	5"	14	5/8"	50	Parcial
BNC11016	7/16"	5-1/2"	14	5/8"	45	Parcial
BNC11152	7/16"	6"	14	5/8"	40	Parcial
BNC16038	5/8"	1-1/2"	11	15/16"	60	Entera
BNC16044	5/8"	1-3/4"	11	15/16"	55	Entera
BNC16050	5/8"	2"	11	15/16"	50	Entera
BNC16056	5/8"	2-1/4"	11	15/16"	45	Entera
BNC16063	5/8"	2-1/2"	11	15/16"	40	Entera
BNC16070	5/8"	2-3/4"	11	15/16"	40	Parcial
BNC16076	5/8"	3"	11	15/16"	35	Parcial
BNC16082	5/8"	3-1/4"	11	15/16"	35	Parcial
BNC16090	5/8"	3-1/2"	11	15/16"	30	Parcial
BNC16100	5/8"	4"	11	15/16"	30	Parcial
BNC16114	5/8"	4-1/2"	11	15/16"	25	Parcial
BNC16127	5/8"	5"	11	15/16"	25	Parcial
BNC16140	5/8"	5-1/2"	11	15/16"	20	Parcial
BNC16152	5/8"	6"	11	15/16"	20	Parcial
BNC16178	5/8"	7"	11	15/16"	20	Parcial
BNC16200	5/8"	8"	11	15/16"	15	Parcial
BNC19038	3/4"	1-1/2"	10	1-1/8"	45	Entera
BNC19044	3/4"	1-3/4"	10	1-1/8"	40	Entera
BNC19050	3/4"	2"	10	1-1/8"	35	Entera
BNC19056	3/4"	2-1/4"	10	1-1/8"	35	Parcial
BNC19063	3/4"	2-1/2"	10	1-1/8"	30	Parcial
BNC19070	3/4"	2-3/4"	10	1-1/8"	30	Parcial
BNC19076	3/4"	3"	10	1-1/8"	25	Parcial
BNC19082	3/4"	3-1/4"	10	1-1/8"	25	Parcial
BNC19090	3/4"	3-1/2"	10	1-1/8"	25	Parcial
BNC19100	3/4"	4"	10	1-1/8"	20	Parcial
BNC19114	3/4"	4-1/2"	10	1-1/8"	20	Parcial
BNC19127	3/4"	5"	10	1-1/8"	15	Parcial
BNC19140	3/4"	5-1/2"	10	1-1/8"	15	Parcial
BNC19152	3/4"	6"	10	1-1/8"	15	Parcial
BNC19178	3/4"	7"	10	1-1/8"	10	Parcial
BNC19200	3/4"	8"	10	1-1/8"	10	Parcial

Bulón BSW Hexagonal

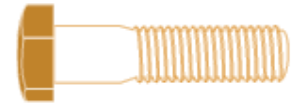
Rosca: BSW [W] [Whitworth - Paso Normal]
 Cabeza: Hexagonal
 Terminación: Zincado






CÓDIGO	MEDIDA	LARGO	HILOS POR PULGADA		UNIDAD POR CAJA	ROSCA
BSW13019	1/2"	3/4"	12	3/4"	130	Entera
BSW13022	1/2"	7/8"	12	3/4"	120	Entera
BSW13025	1/2"	1"	12	3/4"	120	Entera
BSW13032	1/2"	1-1/4"	12	3/4"	100	Entera
BSW13038	1/2"	1-1/2"	12	3/4"	90	Entera
BSW13044	1/2"	1-3/4"	12	3/4"	80	Entera
BSW13050	1/2"	2"	12	3/4"	75	Entera
BSW13056	1/2"	2-1/4"	12	3/4"	70	Parcial
BSW13063	1/2"	2-1/2"	12	3/4"	60	Parcial
BSW13070	1/2"	2-3/4"	12	3/4"	60	Parcial
BSW13076	1/2"	3"	12	3/4"	55	Parcial
BSW13082	1/2"	3-1/4"	12	3/4"	50	Parcial
BSW13090	1/2"	3-1/2"	12	3/4"	50	Parcial
BSW13100	1/2"	4"	12	3/4"	40	Parcial
BSW13114	1/2"	4-1/2"	12	3/4"	40	Parcial
BSW13127	1/2"	5"	12	3/4"	35	Parcial
BSW13140	1/2"	5-1/2"	12	3/4"	35	Parcial
BSW13152	1/2"	6"	12	3/4"	30	Parcial
BSW13178	1/2"	7"	12	3/4"	25	Parcial


Bulón G5 UNC Hexagonal

Grado de Resistencia: G5
 Rosca: UNC [USS] [Americana Unificada - Paso Normal]
 Cabeza: Hexagonal
 Terminación: Dicromatado Dorado




CÓDIGO	MEDIDA	LARGO	HILOS POR PULGADA		UNIDAD POR CAJA	ROSCA	CÓDIGO	MEDIDA	LARGO	HILOS POR PULGADA		UNIDAD POR CAJA	ROSCA
B5C06013	1/4"	1/2"	20	7/16"	500	Entera	B5C08063	5/16"	2-1/2"	18	1/2"	100	Parcial
B5C06016	1/4"	5/8"	20	7/16"	850	Entera	B5C08070	5/16"	2-3/4"	18	1/2"	100	Parcial
B5C06019	1/4"	3/4"	20	7/16"	770	Entera	B5C08076	5/16"	3"	18	1/2"	100	Parcial
B5C06022	1/4"	7/8"	20	7/16"	700	Entera	B5C08082	5/16"	3 1/4"	18	1/2"	0	Parcial
B5C06025	1/4"	1"	20	7/16"	200	Entera	B5C08090	5/16"	3 1/2"	18	1/2"	100	Parcial
B5C06032	1/4"	1-1/4"	20	7/16"	200	Parcial	B5C08100	5/16"	4"	18	1/2"	100	Parcial
B5C06038	1/4"	1-1/2"	20	7/16"	200	Parcial	B5C08114	5/16"	4 1/2"	18	1/2"	100	Parcial
B5C06044	1/4"	1-3/4"	20	7/16"	200	Parcial	B5C08127	5/16"	5"	18	1/2"	100	Parcial
B5C06050	1/4"	2"	20	7/16"	200	Parcial	B5C10019	3/8"	3/4"	16	9/16"	300	Entera
B5C06056	1/4"	2-1/4"	20	7/16"	100	Parcial	B5C10022	3/8"	7/8"	16	9/16"	100	Entera
B5C06063	1/4"	2-1/2"	20	7/16"	100	Parcial	B5C10025	3/8"	1"	16	9/16"	270	Entera
B5C06070	1/4"	2-3/4"	20	7/16"	100	Parcial	B5C10032	3/8"	1-1/4"	16	9/16"	230	Entera
B5C06076	1/4"	3"	20	7/16"	250	Parcial	B5C10038	3/8"	1-1/2"	16	9/16"	200	Entera
B5C06082	1/4"	3-1/4"	20	7/16"	230	Parcial	B5C10044	3/8"	1-3/4"	16	9/16"	170	Parcial
B5C06090	1/4"	3-1/2"	20	7/16"	100	Parcial	B5C10050	3/8"	2"	16	9/16"	150	Parcial
B5C08019	5/16"	3/4"	18	1/2"	460	Entera	B5C10056	3/8"	2-1/4"	16	9/16"	0	Parcial
B5C08022	5/16"	7/8"	18	1/2"	200	Entera	B5C10063	3/8"	2-1/2"	16	9/16"	130	Parcial
B5C08025	5/16"	1"	18	1/2"	390	Entera	B5C10070	3/8"	2-3/4"	16	9/16"	100	Parcial
B5C08032	5/16"	1-1/4"	18	1/2"	200	Parcial	B5C10076	3/8"	3"	16	9/16"	0	Parcial
B5C08038	5/16"	1-1/2"	18	1/2"	200	Parcial	B5C10082	3/8"	3-1/4"	16	9/16"	100	Parcial
B5C08044	5/16"	1-3/4"	18	1/2"	250	Parcial	B5C10090	3/8"	3-1/2"	16	9/16"	100	Parcial
B5C08050	5/16"	2"	18	1/2"	220	Parcial	B5C10100	3/8"	4"	16	9/16"	100	Parcial
B5C08056	5/16"	2-1/4"	18	1/2"	0	Parcial	B5C10114	3/8"	4-1/2"	16	9/16"	50	Parcial

CÓDIGO	MEDIDA	LARGO	HILOS POR PULGADA		UNIDAD POR CAJA	ROSCA
B5C10127	3/8"	5"	16	9/16"	50	Parcial
B5C11019	7/16"	3/4"	14	5/8"	0	Entera
B5C11022	7/16"	7/8"	14	5/8"	0	Entera
B5C11025	7/16"	1"	14	5/8"	200	Entera
B5C11032	7/16"	1-1/4"	14	5/8"	160	Entera
B5C11038	7/16"	1-1/2"	14	5/8"	140	Entera
B5C11044	7/16"	1-3/4"	14	5/8"	120	Entera
B5C11050	7/16"	2"	14	5/8"	110	Parcial
B5C11056	7/16"	2-1/4"	14	5/8"	0	Parcial
B5C11063	7/16"	2-1/2"	14	5/8"	100	Parcial
B5C11070	7/16"	2-3/4"	14	5/8"	0	Parcial
B5C11076	7/16"	3"	14	5/8"	80	Parcial
B5C11082	7/16"	3-1/4"	14	5/8"	70	Parcial
B5C11090	7/16"	3-1/2"	14	5/8"	70	Parcial
B5C11100	7/16"	4"	14	5/8"	50	Parcial
B5C11114	7/16"	4-1/2"	14	5/8"	50	Parcial
B5C11127	7/16"	5"	14	5/8"	50	Parcial
B5C11140	7/16"	5-1/2"	14	5/8"	0	Parcial
B5C11152	7/16"	6"	14	5/8"	0	Parcial
B5C11177	7/16"	7"	14	5/8"	0	Parcial
B5C11203	7/16"	8"	14	5/8"	0	Parcial
B5C13019	1/2"	3/4"	13	3/4"	140	Entera
B5C13022	1/2"	7/8"	13	3/4"	100	Entera
B5C13025	1/2"	1"	13	3/4"	120	Entera
B5C13032	1/2"	1-1/4"	13	3/4"	110	Entera
B5C13038	1/2"	1-1/2"	13	3/4"	100	Entera
B5C13044	1/2"	1-3/4"	13	3/4"	85	Entera
B5C13050	1/2"	2"	13	3/4"	75	Entera
B5C13056	1/2"	2-1/4"	13	3/4"	70	Parcial
B5C13063	1/2"	2-1/2"	13	3/4"	65	Parcial
B5C13070	1/2"	2-3/4"	13	3/4"	60	Parcial
B5C13076	1/2"	3"	13	3/4"	55	Parcial
B5C13082	1/2"	3-1/4"	13	3/4"	50	Parcial
B5C13090	1/2"	3-1/2"	13	3/4"	50	Parcial
B5C13100	1/2"	4"	13	3/4"	45	Parcial
B5C13114	1/2"	4-1/2"	13	3/4"	40	Parcial
B5C13127	1/2"	5"	13	3/4"	35	Parcial
B5C13140	1/2"	5-1/2"	13	3/4"	35	Parcial
B5C13152	1/2"	6"	13	3/4"	30	Parcial
B5C13178	1/2"	7"	13	3/4"	25	Parcial
B5C14038	9/16"	1-1/2"	12	13/16"	100	Entera
B5C14044	9/16"	1-3/4"	12	13/16"	50	Entera
B5C14050	9/16"	2"	12	13/16"	50	Entera
B5C14056	9/16"	2-1/4"	12	13/16"	60	Entera
B5C14063	9/16"	2-1/2"	12	13/16"	50	Entera
B5C14070	9/16"	2-3/4"	12	13/16"	0	Parcial
B5C14076	9/16"	3"	12	13/16"	45	Parcial
B5C14082	9/16"	3-1/4"	12	13/16"	0	Parcial
B5C14090	9/16"	3-1/2"	12	13/16"	50	Parcial
B5C14100	9/16"	4"	12	13/16"	35	Parcial
B5C14114	9/16"	4-1/2"	12	13/16"	0	Parcial
B5C14127	9/16"	5"	12	13/16"	20	Parcial
B5C14140	9/16"	5-1/2"	12	13/16"	0	Parcial
B5C14152	9/16"	6"	12	13/16"	0	Parcial
B5C14177	9/16"	7"	12	13/16"	0	Parcial
B5C16038	5/8"	1-1/2"	11	15/16"	60	Entera
B5C16044	5/8"	1-3/4"	11	15/16"	50	Entera
B5C16050	5/8"	2"	11	15/16"	35	Entera

CÓDIGO	MEDIDA	LARGO	HILOS POR PULGADA		UNIDAD POR CAJA	ROSCA
B5C16056	5/8"	2-1/4"	11	15/16"	45	Entera
B5C16063	5/8"	2-1/2"	11	15/16"	40	Entera
B5C16070	5/8"	2-3/4"	11	15/16"	40	Parcial
B5C16076	5/8"	3"	11	15/16"	35	Parcial
B5C16082	5/8"	3-1/4"	11	15/16"	35	Parcial
B5C16090	5/8"	3-1/2"	11	15/16"	30	Parcial
B5C16100	5/8"	4"	11	15/16"	30	Parcial
B5C16114	5/8"	4-1/2"	11	15/16"	25	Parcial
B5C16127	5/8"	5"	11	15/16"	25	Parcial
B5C16140	5/8"	5-1/2"	11	15/16"	20	Parcial
B5C16152	5/8"	6"	11	15/16"	20	Parcial
B5C16178	5/8"	7"	11	15/16"	17	Parcial
B5C16200	5/8"	8"	11	15/16"	15	Parcial
B5C19038	3/4"	1-1/2"	10	1-1/8"	45	Entera
B5C19044	3/4"	1-3/4"	10	1-1/8"	40	Entera
B5C19050	3/4"	2"	10	1-1/8"	35	Entera
B5C19056	3/4"	2-1/4"	10	1-1/8"	35	Parcial
B5C19063	3/4"	2-1/2"	10	1-1/8"	30	Parcial
B5C19070	3/4"	2-3/4"	10	1-1/8"	30	Parcial
B5C19076	3/4"	3"	10	1-1/8"	25	Parcial
B5C19082	3/4"	3-1/4"	10	1-1/8"	25	Parcial
B5C19090	3/4"	3-1/2"	10	1-1/8"	25	Parcial
B5C19100	3/4"	4"	10	1-1/8"	20	Parcial
B5C19114	3/4"	4-1/2"	10	1-1/8"	20	Parcial
B5C19127	3/4"	5"	10	1-1/8"	15	Parcial
B5C19140	3/4"	5-1/2"	10	1-1/8"	15	Parcial
B5C19152	3/4"	6"	10	1-1/8"	15	Parcial
B5C19178	3/4"	7"	10	1-1/8"	10	Parcial
B5C19200	3/4"	8"	10	1-1/8"	10	Parcial
B5C22050	7/8"	2"	9	1-5/16"	20	Entera
B5C22056	7/8"	2-1/4"	9	1-5/16"	0	Parcial
B5C22063	7/8"	2-1/2"	9	1-5/16"	20	Parcial
B5C22070	7/8"	2-3/4"	9	1-5/16"	0	Parcial
B5C22076	7/8"	3"	9	1-5/16"	20	Parcial
B5C22082	7/8"	3-1/4"	9	1-5/16"	0	Parcial
B5C22090	7/8"	3-1/2"	9	1-5/16"	15	Parcial
B5C22100	7/8"	4"	9	1-5/16"	15	Parcial
B5C22114	7/8"	4 1/2"	9	1-5/16"	10	Parcial
B5C22127	7/8"	5"	9	1-5/16"	10	Parcial
B5C22140	7/8"	5 1/2"	9	1-5/16"	10	Parcial
B5C22152	7/8"	6"	9	1-5/16"	10	Parcial
B5C22178	7/8"	7"	9	1-5/16"	10	Parcial
B5C22200	7/8"	8"	9	1-5/16"	10	Parcial
B5C25050	1"	2"	8	1-1/2"	15	Entera
B5C25056	1"	2-1/4"	8	1-1/2"	15	Entera
B5C25063	1"	2-1/2"	8	1-1/2"	15	Entera
B5C25072	1"	2-3/4"	8	1-1/2"	15	Parcial
B5C25076	1"	3"	8	1-1/2"	10	Parcial
B5C25082	1"	3-1/4"	8	1-1/2"	10	Parcial
B5C25090	1"	3-1/2"	8	1-1/2"	10	Parcial
B5C25100	1"	4"	8	1-1/2"	10	Parcial
B5C25114	1"	4-1/2"	8	1-1/2"	10	Parcial
B5C25127	1"	5"	8	1-1/2"	8	Parcial
B5C25140	1"	5-1/2"	8	1-1/2"	8	Parcial
B5C25152	1"	6"	8	1-1/2"	8	Parcial
B5C25177	1"	7"	8	1-1/2"	6	Parcial
B5C25203	1"	8"	8	1-1/2"	6	Parcial

Bulón G5 BSW Hexagonal


Grado de Resistencia: G5
 Rosca: BSW [W] [Whitworth - Paso Normal]
 Cabeza: Hexagonal
 Terminación: Dicromatado Dorado





CÓDIGO	MEDIDA	LARGO	HILOS POR PULGADA		UNIDAD POR CAJA	ROSCA
B5W13019	1/2"	3/4"	12	3/4"	130	Entera
B5W13022	1/2"	7/8"	12	3/4"	120	Entera
B5W13025	1/2"	1"	12	3/4"	120	Entera
B5W13032	1/2"	1-1/4"	12	3/4"	100	Entera
B5W13038	1/2"	1-1/2"	12	3/4"	90	Entera
B5W13044	1/2"	1-3/4"	12	3/4"	80	Entera
B5W13050	1/2"	2"	12	3/4"	75	Entera
B5W13056	1/2"	2-1/4"	12	3/4"	70	Parcial
B5W13063	1/2"	2-1/2"	12	3/4"	60	Parcial
B5W13070	1/2"	2-3/4"	12	3/4"	60	Parcial
B5W13076	1/2"	3"	12	3/4"	55	Parcial
B5W13082	1/2"	3-1/4"	12	3/4"	50	Parcial
B5W13090	1/2"	3-1/2"	12	3/4"	50	Parcial
B5W13100	1/2"	4"	12	3/4"	40	Parcial
B5W13114	1/2"	4-1/2"	12	3/4"	40	Parcial
B5W13127	1/2"	5"	12	3/4"	35	Parcial
B5W13140	1/2"	5-1/2"	12	3/4"	30	Parcial
B5W13152	1/2"	6"	12	3/4"	30	Parcial
B5W13178	1/2"	7"	12	3/4"	25	Parcial


Bulón G5 UNF Hexagonal

Grado de Resistencia: G5
 Rosca: UNF [SAE] [Americana Unificada - Paso Fino]
 Cabeza: Hexagonal
 Terminación: Dicromatado Dorado



CÓDIGO	MEDIDA	LARGO	HILOS POR PULGADA		UNIDAD POR CAJA	ROSCA
B5F06025	1/4"	1"	28	7/16"	200	Entera
B5F06038	1/4"	1-1/2"	28	7/16"	0	Entera
B5F06050	1/4"	2"	28	7/16"	0	Entera
B5F08140	5/16"	5/8"	24	1/2"	0	Entera
B5F08019	5/16"	3/4"	24	1/2"	0	Entera
B5F08013	5/16"	1/2"	24	1/2"	0	Entera
B5F08022	5/16"	7/8"	24	1/2"	0	Entera
B5F08025	5/16"	1"	24	1/2"	200	Entera
B5F08032	5/16"	1-1/4"	24	1/2"	0	Entera
B5F08038	5/16"	1-1/2"	24	1/2"	200	Entera
B5F08044	5/16"	1-3/4"	24	1/2"	0	Entera
B5F08050	5/16"	2"	24	1/2"	0	Entera
B5F08056	5/16"	2-1/4"	24	1/2"	0	Parcial
B5F08063	5/16"	2-1/2"	24	1/2"	0	Parcial
B5F08070	5/16"	2-3/4"	24	1/2"	0	Parcial
B5F08076	5/16"	3"	24	1/2"	0	Parcial
B5F08082	5/16"	3-1/4"	24	1/2"	0	Parcial
B5F08090	5/16"	3-1/2"	24	1/2"	0	Parcial
B5F08100	5/16"	4"	24	1/2"	0	Parcial
B5F08114	5/16"	4-1/2"	24	1/2"	0	Parcial
B5F08127	5/16"	5"	24	1/2"	0	Parcial

CÓDIGO	MEDIDA	LARGO	HILOS POR PULGADA		UNIDAD POR CAJA	ROSCA
B5F10016	3/8"	5/8"	24	9/16"	0	Entera
B5F10019	3/8"	3/4"	24	9/16"	0	Entera
B5F10025	3/8"	1"	24	9/16"	0	Entera
B5F10038	3/8"	1-1/2"	24	9/16"	100	Entera
B5F10050	3/8"	2"	24	9/16"	0	Entera
B5F10063	3/8"	2-1/2"	24	9/16"	100	Parcial
B5F10076	3/8"	3"	24	9/16"	0	Parcial
B5F10090	3/8"	3-1/2"	24	9/16"	0	Parcial
B5F10100	3/8"	4"	24	9/16"	0	Parcial
B5F10114	3/8"	4-1/2"	24	9/16"	0	Parcial
B5F10127	3/8"	5"	24	9/16"	0	Parcial
B5F11019	7/16"	3/4"	20	5/8"	0	Entera
B5F11022	7/16"	7/8"	20	5/8"	0	Entera
B5F11025	7/16"	1"	20	5/8"	200	Entera
B5F11032	7/16"	1-1/4"	20	5/8"	0	Entera
B5F11038	7/16"	1-1/2"	20	5/8"	0	Entera
B5F11044	7/16"	1-3/4"	20	5/8"	100	Entera
B5F11050	7/16"	2"	20	5/8"	100	Entera
B5F11056	7/16"	2-1/4"	20	5/8"	0	Parcial
B5F11063	7/16"	2-1/2"	20	5/8"	100	Parcial
B5F11070	7/16"	2-3/4"	20	5/8"	0	Parcial


CÓDIGO	MEDIDA	LARGO	HILOS POR PULGADA		UNIDAD POR CAJA	ROSCA
B5F11076	7/16"	3"	20	5/8"	0	Parcial
B5F11082	7/16"	3-1/4"	20	5/8"	0	Parcial
B5F11090	7/16"	3-1/2"	20	5/8"	0	Parcial
B5F11100	7/16"	4"	20	5/8"	0	Parcial
B5F11114	7/16"	4-1/2"	20	5/8"	0	Parcial
B5F11127	7/16"	5"	20	5/8"	0	Parcial
B5F11140	7/16"	5-1/2"	20	5/8"	0	Parcial
B5F13019	1/2"	3/4"	20	3/4"	0	Entera
B5F13022	1/2"	7/8"	20	3/4"	0	Entera
B5F13025	1/2"	1"	20	3/4"	100	Entera
B5F13032	1/2"	1-1/4"	20	3/4"	100	Entera
B5F13038	1/2"	1-1/2"	20	3/4"	100	Entera
B5F13044	1/2"	1-3/4"	20	3/4"	100	Entera
B5F13050	1/2"	2"	20	3/4"	100	Entera
B5F13056	1/2"	2-1/4"	20	3/4"	50	Parcial
B5F13063	1/2"	2-1/2"	20	3/4"	0	Parcial
B5F13070	1/2"	2-3/4"	20	3/4"	0	Parcial
B5F13076	1/2"	3"	20	3/4"	0	Parcial
B5F13082	1/2"	3-1/4"	20	3/4"	0	Parcial
B5F13090	1/2"	3-1/2"	20	3/4"	0	Parcial
B5F14025	9/16"	1"	18	13/16"	0	Entera
B5F14032	9/16"	1-1/4"	18	13/16"	0	Entera
B5F14038	9/16"	1-1/2"	18	13/16"	0	Entera
B5F14044	9/16"	1-3/4"	18	13/16"	0	Entera
B5F14050	9/16"	2"	18	13/16"	50	Entera
B5F14056	9/16"	2-1/4"	18	13/16"	0	Parcial
B5F14063	9/16"	2-1/2"	18	13/16"	50	Parcial
B5F14070	9/16"	2-3/4"	18	13/16"	0	Parcial
B5F14076	9/16"	3"	18	13/16"	0	Parcial
B5F14082	9/16"	3-1/4"	18	13/16"	0	Parcial
B5F14090	9/16"	3-1/2"	18	13/16"	0	Parcial
B5F14100	9/16"	4"	18	13/16"	0	Parcial


CÓDIGO	MEDIDA	LARGO	HILOS POR PULGADA		UNIDAD POR CAJA	ROSCA
B5F14114	9/16"	4-1/2"	18	13/16"	20	Parcial
B5F14127	9/16"	5"	18	13/16"	0	Parcial
B5F14140	9/16"	5-1/2"	18	13/16"	0	Parcial
B5F14152	9/16"	6"	18	13/16"	0	Parcial
B5F16025	5/8"	1"	18	15/16"	0	Entera
B5F16032	5/8"	1-1/4"	18	15/16"	0	Entera
B5F16038	5/8"	1-1/2"	18	15/16"	50	Entera
B5F16044	5/8"	1-3/4"	18	15/16"	50	Entera
B5F16050	5/8"	2"	18	15/16"	50	Entera
B5F16056	5/8"	2-1/4"	18	15/16"	0	Parcial
B5F16063	5/8"	2-1/2"	18	15/16"	50	Parcial
B5F16070	5/8"	2-3/4"	18	15/16"	0	Parcial
B5F16076	5/8"	3"	18	15/16"	20	Parcial
B5F16082	5/8"	3-1/4"	18	15/16"	0	Parcial
B5F16090	5/8"	3-1/2"	18	15/16"	20	Parcial
B5F16100	5/8"	4"	18	15/16"	0	Parcial
B5F16114	5/8"	4-1/2"	18	15/16"	0	Parcial
B5F16127	5/8"	5"	18	15/16"	20	Parcial
B5F16140	5/8"	5-1/2"	18	15/16"	20	Parcial
B5F16152	5/8"	6"	18	15/16"	20	Parcial
B5F19032	3/4"	1-1/4"	16	1-1/8"	0	Entera
B5F19038	3/4"	1-1/2"	16	1-1/8"	0	Entera
B5F19044	3/4"	1-3/4"	16	1-1/8"	0	Entera
B5F19050	3/4"	2"	16	1-1/8"	35	Entera
B5F19056	3/4"	2-1/4"	16	1-1/8"	0	Parcial
B5F19063	3/4"	2-1/2"	16	1-1/8"	20	Parcial
B5F19070	3/4"	2-3/4"	16	1-1/8"	0	Parcial
B5F19076	3/4"	3"	16	1-1/8"	20	Parcial
B5F19082	3/4"	3-1/4"	16	1-1/8"	0	Parcial
B5F19090	3/4"	3-1/2"	16	1-1/8"	20	Parcial
B5F19100	3/4"	4"	16	1-1/8"	20	Parcial
B5F19114	3/4"	4-1/2"	16	1-1/8"	20	Parcial

Bulón 8.8. MA

Clase de Resistencia: 8.8
 Rosca: MA [S] [Métrica - Paso Normal]
 Cabeza: Hexagonal
 Terminación: Dicromatado Dorado



CÓDIGO	MEDIDA	LARGO	PASO		UNIDAD POR CAJA	ROSCA
BMA05010	M5	10	0.80	8mm	500	Entera
BMA05015	M5	15	0.80	8mm	0	Entera
BMA05020	M5	20	0.80	8mm	500	Entera
BMA05025	M5	25	0.80	8mm	500	Entera
BMA05030	M5	30	0.80	8mm	500	Entera
BMA05035	M5	35	0.80	8mm	500	Entera
BMA05040	M5	40	0.80	8mm	500	Entera
BMA05045	M5	45	0.80	8mm	0	Entera
BMA05050	M5	50	0.80	8mm	0	Entera
BMA06010	M6	10	1.00	10mm	500	Entera
BMA06012	M6	12	1.00	10mm	500	Entera
BMA06015	M6	15	1.00	10mm	500	Entera
BMA06020	M6	20	1.00	10mm	500	Entera
BMA06025	M6	25	1.00	10mm	500	Entera
BMA06030	M6	30	1.00	10mm	200	Entera
BMA06035	M6	35	1.00	10mm	200	Entera
BMA06040	M6	40	1.00	10mm	200	Entera
BMA06045	M6	45	1.00	10mm	200	Parcial
BMA06050	M6	50	1.00	10mm	200	Parcial
BMA06055	M6	55	1.00	10mm	200	Parcial
BMA06060	M6	60	1.00	10mm	350	Parcial
BMA06065	M6	65	1.00	10mm	350	Parcial
BMA06070	M6	70	1.00	10mm	350	Parcial
BMA06075	M6	75	1.00	10mm	300	Parcial
BMA06080	M6	80	1.00	10mm	300	Parcial
BMA07010	M7	10	1.00	11mm	800	Entera
BMA07015	M7	15	1.00	11mm	700	Entera
BMA07020	M7	20	1.00	11mm	600	Entera
BMA07025	M7	25	1.00	11mm	500	Entera
BMA07030	M7	30	1.00	11mm	500	Entera
BMA07035	M7	35	1.00	11mm	400	Entera
BMA07040	M7	40	1.00	11mm	400	Entera
BMA07045	M7	45	1.00	11mm	400	Entera
BMA07050	M7	50	1.00	11mm	300	Parcial
BMA07055	M7	55	1.00	11mm	300	Parcial
BMA07060	M7	60	1.00	11mm	250	Parcial
BMA07065	M7	65	1.00	11mm	250	Parcial
BMA07070	M7	70	1.00	11mm	250	Parcial
BMA07080	M7	80	1.00	11mm	200	Parcial
BMA08015	M8	15	1.25	13mm	500	Entera
BMA08020	M8	20	1.25	13mm	500	Entera
BMA08025	M8	25	1.25	13mm	400	Entera
BMA08030	M8	30	1.25	13mm	400	Entera
BMA08035	M8	35	1.25	13mm	200	Entera
BMA08040	M8	40	1.25	13mm	300	Entera
BMA08045	M8	45	1.25	13mm	200	Entera
BMA08050	M8	50	1.25	13mm	250	Entera
BMA08055	M8	55	1.25	13mm	200	Parcial
BMA08060	M8	60	1.25	13mm	100	Parcial
BMA08065	M8	65	1.25	13mm	100	Parcial
BMA08070	M8	70	1.25	13mm	100	Parcial
BMA08075	M8	75	1.25	13mm	0	Parcial
BMA08080	M8	80	1.25	13mm	150	Parcial
BMA08090	M8	90	1.25	13mm	100	Parcial
BMA08100	M8	100	1.25	13mm	50	Parcial


CÓDIGO	MEDIDA	LARGO	PASO		UNIDAD POR CAJA	ROSCA
BMA08110	M8	110	1.25	13mm	20	Parcial
BMA08120	M8	120	1.25	13mm	20	Parcial
BMA08130	M8	130	1.25	13mm	100	Parcial
BMA08140	M8	140	1.25	13mm	100	Parcial
BMA08150	M8	150	1.25	13mm	100	Parcial
BMA10016	M10	16	1.50	17mm	200	Entera
BMA10020	M10	20	1.50	17mm	250	Entera
BMA10025	M10	25	1.50	17mm	250	Entera
BMA10030	M10	30	1.50	17mm	200	Entera
BMA10035	M10	35	1.50	17mm	200	Entera
BMA10040	M10	40	1.50	17mm	180	Entera
BMA10045	M10	45	1.50	17mm	150	Entera
BMA10050	M10	50	1.50	17mm	150	Entera
BMA10055	M10	55	1.50	17mm	150	Entera
BMA10060	M10	60	1.50	17mm	120	Entera
BMA10065	M10	65	1.50	17mm	120	Entera
BMA10070	M10	70	1.50	17mm	120	Entera
BMA10075	M10	75	1.50	17mm	0	Entera
BMA10080	M10	80	1.50	17mm	100	Entera
BMA10090	M10	90	1.50	17mm	100	Entera
BMA10100	M10	100	1.50	17mm	80	Parcial
BMA10110	M10	110	1.50	17mm	50	Parcial
BMA10120	M10	120	1.50	17mm	70	Parcial
BMA10130	M10	130	1.50	17mm	60	Parcial
BMA10140	M10	140	1.50	17mm	50	Parcial
BMA10150	M10	150	1.50	17mm	50	Parcial
BMA12025	M12	25	1.75	19mm	150	Entera
BMA12030	M12	30	1.75	19mm	150	Entera
BMA12035	M12	35	1.75	19mm	120	Entera
BMA12040	M12	40	1.75	19mm	120	Entera
BMA12045	M12	45	1.75	19mm	120	Entera
BMA12050	M12	50	1.75	19mm	100	Entera
BMA12055	M12	55	1.75	19mm	100	Entera
BMA12060	M12	60	1.75	19mm	100	Entera
BMA12065	M12	65	1.75	19mm	80	Entera
BMA12070	M12	70	1.75	19mm	80	Entera
BMA12075	M12	75	1.75	19mm	80	Entera
BMA12080	M12	80	1.75	19mm	80	Entera
BMA12090	M12	90	1.75	19mm	60	Entera
BMA12100	M12	100	1.75	19mm	50	Parcial
BMA12110	M12	110	1.75	19mm	50	Parcial
BMA12120	M12	120	1.75	19mm	50	Parcial
BMA12130	M12	130	1.75	19mm	50	Parcial
BMA12140	M12	140	1.75	19mm	50	Parcial
BMA12150	M12	150	1.75	19mm	50	Parcial
BMA14025	M14	25	2.00	22mm	100	Entera
BMA14030	M14	30	2.00	22mm	100	Entera
BMA14035	M14	35	2.00	22mm	80	Entera
BMA14040	M14	40	2.00	22mm	80	Entera
BMA14045	M14	45	2.00	22mm	50	Entera
BMA14050	M14	50	2.00	22mm	80	Entera
BMA14055	M14	55	2.00	22mm	0	Entera
BMA14060	M14	60	2.00	22mm	60	Entera
BMA14065	M14	65	2.00	22mm	0	Entera
BMA14070	M14	70	2.00	22mm	0	Entera


CÓDIGO	MEDIDA	LARGO	PASO		UNIDAD POR CAJA	ROSCA
BMA14075	M14	75	2.00	22mm	0	Entera
BMA14080	M14	80	2.00	22mm	0	Entera
BMA14085	M14	85	2.00	22mm	0	Entera
BMA14090	M14	90	2.00	22mm	0	Entera
BMA14100	M14	100	2.00	22mm	50	Parcial
BMA14110	M14	110	2.00	22mm	0	Parcial
BMA14120	M14	120	2.00	22mm	50	Parcial
BMA14130	M14	130	2.00	22mm	0	Parcial
BMA14140	M14	140	2.00	22mm	0	Parcial
BMA14150	M14	150	2.00	22mm	0	Parcial
BMA16025	M16	25	2.00	24mm	50	Entera
BMA16030	M16	30	2.00	24mm	50	Entera
BMA16035	M16	35	2.00	24mm	70	Entera
BMA16040	M16	40	2.00	24mm	60	Entera
BMA16045	M16	45	2.00	24mm	60	Entera
BMA16050	M16	50	2.00	24mm	60	Entera
BMA16055	M16	55	2.00	24mm	50	Entera
BMA16060	M16	60	2.00	24mm	50	Entera
BMA16065	M16	65	2.00	24mm	50	Entera
BMA16070	M16	70	2.00	24mm	45	Entera
BMA16075	M16	75	2.00	24mm	45	Entera
BMA16080	M16	80	2.00	24mm	40	Entera
BMA16090	M16	90	2.00	24mm	50	Entera
BMA16100	M16	100	2.00	24mm	50	Parcial
BMA16110	M16	110	2.00	24mm	20	Parcial
BMA16120	M16	120	2.00	24mm	20	Parcial
BMA16130	M16	130	2.00	24mm	20	Parcial
BMA16140	M16	140	2.00	24mm	20	Parcial
BMA16150	M16	150	2.00	24mm	20	Parcial
BMA18025	M18	25	2.50	27mm	0	Entera
BMA18030	M18	30	2.50	27mm	0	Entera
BMA18035	M18	35	2.50	27mm	0	Entera
BMA18040	M18	40	2.50	27mm	0	Entera
BMA18045	M18	45	2.50	27mm	0	Entera
BMA18050	M18	50	2.50	27mm	50	Entera
BMA18055	M18	55	2.50	27mm	0	Entera
BMA18060	M18	60	2.50	27mm	0	Entera
BMA18065	M18	65	2.50	27mm	0	Entera
BMA18070	M18	70	2.50	27mm	0	Entera
BMA18075	M18	75	2.50	27mm	0	Entera
BMA18080	M18	80	2.50	27mm	0	Entera
BMA18090	M18	90	2.50	27mm	0	Entera

CÓDIGO	MEDIDA	LARGO	PASO		UNIDAD POR CAJA	ROSCA
BMA18100	M18	100	2.50	27mm	0	Parcial
BMA18110	M18	110	2.50	27mm	0	Parcial
BMA18120	M18	120	2.50	27mm	0	Parcial
BMA18130	M18	130	2.50	27mm	20	Parcial
BMA18140	M18	140	2.50	27mm	0	Parcial
BMA18150	M18	150	2.50	27mm	0	Parcial
BMA20030	M20	30	2.50	30mm	0	Entera
BMA20035	M20	35	2.50	30mm	50	Entera
BMA20040	M20	40	2.50	30mm	50	Entera
BMA20045	M20	45	2.50	30mm	50	Entera
BMA20050	M20	50	2.50	30mm	50	Entera
BMA20055	M20	55	2.50	30mm	0	Entera
BMA20060	M20	60	2.50	30mm	20	Entera
BMA20065	M20	65	2.50	30mm	0	Entera
BMA20070	M20	70	2.50	30mm	20	Entera
BMA20075	M20	75	2.50	30mm	0	Entera
BMA20080	M20	80	2.50	30mm	0	Entera
BMA20090	M20	90	2.50	30mm	20	Entera
BMA20100	M20	100	2.50	30mm	20	Parcial
BMA20110	M20	110	2.50	30mm	20	Parcial
BMA20120	M20	120	2.50	30mm	20	Parcial
BMA20130	M20	130	2.50	30mm	20	Parcial
BMA20140	M20	140	2.50	30mm	20	Parcial
BMA20150	M20	150	2.50	30mm	20	Parcial
BMA24050	M24	50	3.00	36mm	0	Entera
BMA24055	M24	55	3.00	36mm	0	Entera
BMA24060	M24	60	3.00	36mm	20	Entera
BMA24065	M24	65	3.00	36mm	0	Entera
BMA24070	M24	70	3.00	36mm	15	Entera
BMA24075	M24	75	3.00	36mm	0	Entera
BMA24080	M24	80	3.00	36mm	0	Entera
BMA24090	M24	90	3.00	36mm	0	Entera
BMA24100	M24	100	3.00	36mm	10	Parcial
BMA24110	M24	110	3.00	36mm	10	Parcial
BMA24120	M24	120	3.00	36mm	0	Parcial
BMA24130	M24	130	3.00	36mm	0	Parcial
BMA24140	M24	140	3.00	36mm	0	Parcial
BMA24150	M24	150	3.00	36mm	0	Parcial

Bulón 8.8. MB

Clase de Resistencia: 8.8
 Rosca: MB [SIF] [Métrica - Paso Fino]
 Cabeza: Hexagonal
 Terminación: Dicromatado Dorado



CÓDIGO	MEDIDA	LARGO	PASO		UNIDAD POR CAJA	ROSCA
BMB10020	M10	20	1.25	17mm	100	Entera
BMB10025	M10	25	1.25	17mm	100	Entera
BMB10030	M10	30	1.25	17mm	100	Entera
BMB10035	M10	35	1.25	17mm	100	Entera
BMB10040	M10	40	1.25	17mm	100	Entera
BMB10045	M10	45	1.25	17mm	100	Entera
BMB10050	M10	50	1.25	17mm	100	Parcial
BMB10055	M10	55	1.25	17mm	0	Parcial
BMB10060	M10	60	1.25	17mm	100	Parcial
BMB10065	M10	65	1.25	17mm	0	Parcial
BMB10070	M10	70	1.25	17mm	100	Parcial
BMB10075	M10	75	1.25	17mm	0	Parcial
BMB10080	M10	80	1.25	17mm	100	Parcial
BMB10090	M10	90	1.25	17mm	100	Parcial
BMB10100	M10	100	1.25	17mm	50	Parcial
BMB10110	M10	110	1.25	17mm	50	Parcial
BMB10120	M10	120	1.25	17mm	0	Parcial
BMB10130	M10	130	1.25	17mm	0	Parcial
BMB10140	M10	140	1.25	17mm	0	Parcial
BMB10150	M10	150	1.25	17mm	0	Parcial
BMBF12020	M12	20	1.25	19mm	20	Entera
BMBF12025	M12	25	1.25	19mm	0	Entera
BMBF12030	M12	30	1.25	19mm	100	Entera
BMBF12035	M12	35	1.25	19mm	100	Entera
BMBF12040	M12	40	1.25	19mm	100	Entera
BMBF12045	M12	45	1.25	19mm	100	Parcial
BMBF12050	M12	50	1.25	19mm	100	Parcial
BMBF12055	M12	55	1.25	19mm	0	Parcial
BMBF12060	M12	60	1.25	19mm	50	Parcial
BMBF12065	M12	65	1.25	19mm	0	Parcial
BMBF12070	M12	70	1.25	19mm	50	Parcial
BMBF12075	M12	75	1.25	19mm	0	Parcial
BMBF12080	M12	80	1.25	19mm	50	Parcial
BMBF12090	M12	90	1.25	19mm	0	Parcial
BMBF12100	M12	100	1.25	19mm	50	Parcial
BMBF12110	M12	110	1.25	19mm	20	Parcial
BMBF12120	M12	120	1.25	19mm	20	Parcial
BMBF12130	M12	130	1.25	19mm	0	Parcial
BMBF12140	M12	140	1.25	19mm	0	Parcial
BMBF12150	M12	150	1.25	19mm	0	Parcial
BMB12020	M12	20	1.50	19mm	0	Entera
BMB12025	M12	25	1.50	19mm	100	Entera
BMB12030	M12	30	1.50	19mm	0	Entera
BMB12035	M12	35	1.50	19mm	100	Entera
BMB12040	M12	40	1.50	19mm	120	Entera
BMB12045	M12	45	1.50	19mm	100	Entera
BMB12050	M12	50	1.50	19mm	100	Entera
BMB12055	M12	55	1.50	19mm	0	Entera
BMB12060	M12	60	1.50	19mm	0	Entera
BMB12065	M12	65	1.50	19mm	0	Entera

CÓDIGO	MEDIDA	LARGO	PASO		UNIDAD POR CAJA	ROSCA
BMB12070	M12	70	1.50	19mm	0	Entera
BMB12075	M12	75	1.50	19mm	0	Entera
BMB12080	M12	80	1.50	19mm	50	Parcial
BMB12090	M12	90	1.50	19mm	50	Parcial
BMB12100	M12	100	1.50	19mm	50	Parcial
BMB12110	M12	110	1.50	19mm	0	Parcial
BMB12120	M12	120	1.50	19mm	20	Parcial
BMB12130	M12	130	1.50	19mm	0	Parcial
BMB12140	M12	140	1.50	19mm	0	Parcial
BMB12150	M12	150	1.50	19mm	0	Parcial
BMB14020	M14	20	1.50	22mm	0	Entera
BMB14025	M14	25	1.50	22mm	100	Entera
BMB14030	M14	30	1.50	22mm	100	Entera
BMB14035	M14	35	1.50	22mm	0	Entera
BMB14040	M14	40	1.50	22mm	100	Entera
BMB14045	M14	45	1.50	22mm	0	Entera
BMB14050	M14	50	1.50	22mm	50	Parcial
BMB14055	M14	55	1.50	22mm	0	Parcial
BMB14060	M14	60	1.50	22mm	50	Parcial
BMB14065	M14	65	1.50	22mm	0	Parcial
BMB14070	M14	70	1.50	22mm	50	Parcial
BMB14075	M14	75	1.50	22mm	0	Parcial
BMB14080	M14	80	1.50	22mm	50	Parcial
BMB14090	M14	90	1.50	22mm	0	Parcial
BMB14100	M14	100	1.50	22mm	0	Parcial
BMB14110	M14	110	1.50	22mm	0	Parcial
BMB14120	M14	120	1.50	22mm	20	Parcial
BMB14130	M14	130	1.50	22mm	50	Parcial
BMB14140	M14	140	1.50	22mm	0	Parcial
BMB14150	M14	150	1.50	22mm	0	Parcial
BMB16025	M16	25	1.50	24mm	0	Entera
BMB16030	M16	30	1.50	24mm	0	Entera
BMB16035	M16	35	1.50	24mm	0	Entera
BMB16040	M16	40	1.50	24mm	0	Entera
BMB16045	M16	45	1.50	24mm	0	Entera
BMB16050	M16	50	1.50	24mm	0	Entera
BMB16055	M16	55	1.50	24mm	50	Parcial
BMB16060	M16	60	1.50	24mm	50	Parcial
BMB16065	M16	65	1.50	24mm	0	Parcial
BMB16070	M16	70	1.50	24mm	50	Parcial
BMB16075	M16	75	1.50	24mm	0	Parcial
BMB16080	M16	80	1.50	24mm	50	Parcial
BMB16090	M16	90	1.50	24mm	50	Parcial
BMB16100	M16	100	1.50	24mm	50	Parcial
BMB16110	M16	110	1.50	24mm	20	Parcial
BMB16120	M16	120	1.50	24mm	20	Parcial
BMB16130	M16	130	1.50	24mm	20	Parcial
BMB16140	M16	140	1.50	24mm	0	Parcial
BMB16150	M16	150	1.50	24mm	20	Parcial

CÓDIGO	MEDIDA	LARGO	PASO		UNIDAD POR CAJA	ROSCA
BMB18025	M18	25	1.50	27mm	0	Entera
BMB18030	M18	30	1.50	27mm	0	Entera
BMB18035	M18	35	1.50	27mm	0	Entera
BMB18040	M18	40	1.50	27mm	0	Entera
BMB18045	M18	45	1.50	27mm	0	Entera
BMB18050	M18	50	1.50	27mm	0	Entera
BMB18055	M18	55	1.50	27mm	0	Entera
BMB18060	M18	60	1.50	27mm	0	Entera
BMB18065	M18	65	1.50	27mm	0	Entera
BMB18070	M18	70	1.50	27mm	0	Entera
BMB18075	M18	75	1.50	27mm	0	Entera
BMB18080	M18	80	1.50	27mm	0	Entera
BMB18090	M18	90	1.50	27mm	0	Entera
BMB18100	M18	100	1.50	27mm	0	Parcial
BMB18110	M18	110	1.50	27mm	0	Parcial
BMB18120	M18	120	1.50	27mm	0	Parcial
BMB18130	M18	130	1.50	27mm	0	Parcial
BMB18140	M18	140	1.50	27mm	0	Parcial
BMB18150	M18	150	1.50	27mm	0	Parcial

CÓDIGO	MEDIDA	LARGO	PASO		UNIDAD POR CAJA	ROSCA
BMB20030	M20	30	1.50	30mm	0	Entera
BMB20035	M20	35	1.50	30mm	0	Entera
BMB20040	M20	40	1.50	30mm	0	Entera
BMB20045	M20	45	1.50	30mm	0	Entera
BMB20050	M20	50	1.50	30mm	0	Entera
BMB20055	M20	55	1.50	30mm	0	Entera
BMB20060	M20	60	1.50	30mm	0	Entera
BMB20065	M20	65	1.50	30mm	0	Entera
BMB20070	M20	70	1.50	30mm	0	Entera
BMB20075	M20	75	1.50	30mm	0	Entera
BMB20080	M20	80	1.50	30mm	0	Entera
BMB20090	M20	90	1.50	30mm	0	Entera
BMB20100	M20	100	1.50	30mm	20	Parcial
BMB20110	M20	110	1.50	30mm	0	Parcial
BMB20120	M20	120	1.50	30mm	0	Parcial
BMB20130	M20	130	1.50	30mm	0	Parcial
BMB20140	M20	140	1.50	30mm	0	Parcial
BMB20150	M20	150	1.50	30mm	0	Parcial
BMB20160	M20	160	1.50	30mm	0	Parcial

Tuerca de Acero UNC

Rosca: UNC [USS] [Americana Unificada - Paso Normal]
 Material: Acero
 Terminación: Dicromatado Dorado



CÓDIGO	MEDIDA	HILOS POR PULGADA		UNIDAD POR CAJA
TDNC05024	3/16"	24	5/16"	2000
TDNC06020	1/4"	20	7/16"	2300
TDNC08018	5/16"	18	1/2"	500
TDNC10016	3/8"	16	9/16"	900
TDNC11355	7/16"	14	5/8"	500

CÓDIGO	MEDIDA	HILOS POR PULGADA		UNIDAD POR CAJA
TDNC13330	1/2"	13	3/4"	400
TDNC14305	9/16"	12	7/8"	250
TDNC08279	5/8"	11	15/16"	200
TDNC19254	3/4"	10	1-1/8"	120
TDNC22229	7/8"	9	1-5/16"	50
TDNC25200	1"	8	1-1/2"	50

Tuerca de Acero BSW

Rosca: BSW [W] [Whitworth - Paso Normal]
 Material: Acero
 Terminación: Dicromatado Dorado



CÓDIGO	MEDIDA	HILOS POR PULGADA		UNIDAD POR CAJA
TDSW13305	1/2"	12	3/4"	400

Tuerca de Acero UNF

Rosca: UNF [SAE] [Americana Unificada - Paso Fino]
 Material: Acero
 Terminación: Dicromatado Dorado




CÓDIGO	MEDIDA	HILOS POR PULGADA		UNIDAD POR CAJA
TDNF06125	1/4"	28	7/16"	0
TDNF08024	5/16"	24	1/2"	0
TDNF10024	3/8"	24	9/16"	500
TDNF11020	7/16"	20	5/8"	500


CÓDIGO	MEDIDA	HILOS POR PULGADA		UNIDAD POR CAJA
TDNF13020	1/2"	20	3/4"	400
TDNF14018	9/16"	18	7/8"	200
TDNF16018	5/8"	18	15/16"	200
TDNF19016	3/4"	16	1-1/8"	100

Tuerca de Acero MA

Rosca: MA [SI] [Métrica - Paso Normal]
 Material: Acero
 Terminación: Dicromatado Dorado



CÓDIGO	MEDIDA	PASO		UNIDAD POR CAJA
TDMA04070	M4	0.70	7mm	2000
TDMA05080	M5	0.80	8mm	2000
TDMA06001	M6	1.00	10mm	1000
TDMA07001	M7	1.00	11mm	1000
TDMA08125	M8	1.25	13mm	500
TDMA10150	M10	1.50	17mm	700

CÓDIGO	MEDIDA	PASO		UNIDAD POR CAJA
TDMA12175	M12	1.75	19mm	450
TDMA14002	M14	2.00	22mm	300
TDMA16002	M16	2.00	24mm	200
TDMA18250	M18	2.50	27mm	150
TDMA20250	M20	2.50	30mm	110
TDMA24003	M24	3.00	36mm	60

Tuerca de Acero MB

Rosca: MB [SIF] [Métrica - Paso Fino]
 Material: Acero
 Terminación: Dicromatado Dorado




CÓDIGO	MEDIDA	PASO		UNIDAD POR CAJA
TDMB10125	M10	1.25	17mm	700
TDMB12125	M12	1.25	19mm	450
TDMB12150	M12	1.50	19mm	450
TDMB14150	M14	1.50	22mm	300
TDMB16150	M16	1.50	24mm	200

CÓDIGO	MEDIDA	PASO		UNIDAD POR CAJA
TDMB18150	M18	1.50	27mm	150
TDMB20150	M20	1.50	30mm	110
TDMB22150	M22	1.50	32mm	90
TDMB24002	M24	2.00	36mm	60

Tuerca de Acero UNC

Rosca: UNC [USS] [Americana Unificada - Paso Normal]
 Material: Acero
 Terminación: Zincado



CÓDIGO	MEDIDA	HILOS POR PULGADA		UNIDAD POR CAJA
TZNC05024	3/16"	24	5/16"	5000
TZNC06020	1/4"	20	7/16"	2300
TZNC08018	5/16"	18	1/2"	500
TZNC10016	3/8"	16	9/16"	900
TZNC11355	7/16"	14	5/8"	500
TZNC13330	1/2"	13	3/4"	400

CÓDIGO	MEDIDA	HILOS POR PULGADA		UNIDAD POR CAJA
TZNC14305	9/16"	12	7/8"	250
TZNC16279	5/8"	11	15/16"	200
TZNC19254	3/4"	10	1-1/8"	120
TZNC22229	7/8"	9	1-5/16"	70
TZNC25008	1"	8	1-1/2"	50

Tuerca de Acero BSW

Rosca: BSW [W] [Whitworth - Paso Normal]
 Material: Acero
 Terminación: Zincado



CÓDIGO	MEDIDA	HILOS POR PULGADA		UNIDAD POR CAJA
TZSW13305	1/2"	12	3/4"	400

Tuerca Autofrenante UNC

Rosca: UNC [USS] [Americana Unificada - Paso Normal]
 Modelo: Autofrenante
 Terminación: Zincado
 Detalles: con Inserto de Nylon



CÓDIGO	MEDIDA	HILOS POR PULGADA		UNIDAD POR CAJA
TANC05024	3/16"	24	5/16"	1000
TANC06020	1/4"	20	7/16"	1000
TANC08018	5/16"	18	1/2"	1000
TANC10016	3/8"	16	9/16"	700
TANC11355	7/16"	14	5/8"	500
TANC13330	1/2"	13	3/4"	250

CÓDIGO	MEDIDA	HILOS POR PULGADA		UNIDAD POR CAJA
TANC14305	9/16"	12	7/8"	180
TANC16279	5/8"	11	15/16"	130
TANC19254	3/4"	10	1-1/8"	90
TANC22229	7/8"	9	1-5/16"	50
TANC25008	1"	8	1-1/2"	35

Tuerca Autofrenante UNF

Rosca: UNF [SAE] [Americana Unificada - Paso Fino]
 Modelo: Autofrenante
 Terminación: Zincado
 Detalles: con Inserto de Nylon



CÓDIGO	MEDIDA	HILOS POR PULGADA		UNIDAD POR CAJA
TANF06028	1/4"	28	7/16"	750
TANF08024	5/16"	24	1/2"	500
TANF10024	3/8"	24	9/16"	300
TANF11020	7/16"	20	5/8"	500
TANF13020	1/2"	20	3/4"	250

CÓDIGO	MEDIDA	HILOS POR PULGADA		UNIDAD POR CAJA
TANF14018	9/16"	18	7/8"	180
TANF16018	5/8"	18	15/16"	130
TANF19016	3/4"	16	1-1/8"	90
TANF22355	7/8"	14	1-5/16"	50
TANF25014	1"	14	1-1/2"	35

Tuerca Autofrenante BSW

Rosca: BSW [W] [Whitworth - Paso Normal]
 Modelo: Autofrenante
 Terminación: Dicromatado Dorado
 Detalles: con Inserto de Nylon



CÓDIGO	MEDIDA	HILOS POR PULGADA		UNIDAD POR CAJA
TASW13305	1/2"	12	3/4"	250

Tuerca Autofrenante MA

Rosca: MA [SI] [Métrica - Paso Normal]
 Modelo: Autofrenante
 Terminación: Dicromatado Dorado
 Detalles: con Inserto de Nylon



CÓDIGO	MEDIDA	PASO		UNIDAD POR CAJA
TAMA05080	M5	0.80	8mm	1000
TAMA06001	M6	1.00	10mm	1000
TAMA08125	M8	1.25	13mm	500
TAMA10150	M10	1.50	17mm	500
TAMA12175	M12	1.75	19mm	350

CÓDIGO	MEDIDA	PASO		UNIDAD POR CAJA
TAMA14002	M14	2.00	22mm	200
TAMA16002	M16	2.00	24mm	150
TAMA18150	M18	2.50	27mm	100
TAMA20150	M20	2.50	30mm	80

Tuerca Autofrenante MB

Rosca: MB [SIF] [Métrica - Paso Fino]
 Modelo: Autofrenante
 Terminación: Dicromatado Dorado
 Detalles: con Inserto de Nylon



CÓDIGO	MEDIDA	PASO		UNIDAD POR CAJA
TAMB10125	M10	1.25	17mm	500
TAMB12125	M12	1.25	19mm	350
TAMB12150	M12	1.50	19mm	350
TAMB14150	M14	1.50	22mm	200

CÓDIGO	MEDIDA	PASO		UNIDAD POR CAJA
TAMB16150	M16	1.50	24mm	150
TAMB18150	M18	1.50	27mm	100
TAMB20150	M20	1.50	30mm	80

Tirafondos Hexagonal

Cabeza: Hexagonal
Terminación: Zincado



CÓDIGO	MEDIDA	LARGO		UNIDAD POR CAJA
TTF05025	3/16"	1"	5/16"	1200
TTF05032	3/16"	1-1/4"	5/16"	1000
TTF05038	3/16"	1-1/2"	5/16"	750
TTF05044	3/16"	1-3/4"	5/16"	750
TTF05050	3/16"	2"	5/16"	650
TTF05056	3/16"	2-1/4"	5/16"	550
TTF05063	3/16"	2-1/2"	5/16"	500
TTF05070	3/16"	2-3/4"	5/16"	500
TTF05076	3/16"	3"	5/16"	450
TTF06025	1/4"	1"	7/16"	750
TTF06032	1/4"	1-1/4"	7/16"	600
TTF06038	1/4"	1-1/2"	7/16"	500
TTF06044	1/4"	1-3/4"	7/16"	450
TTF06050	1/4"	2"	7/16"	400
TTF06056	1/4"	2-1/4"	7/16"	350
TTF06063	1/4"	2-1/2"	7/16"	300
TTF06070	1/4"	2-3/4"	7/16"	300
TTF06076	1/4"	3"	7/16"	280
TTF06082	1/4"	3-1/4"	7/16"	260
TTF06090	1/4"	3-1/2"	7/16"	250
TTF06100	1/4"	4"	7/16"	200
TTF06114	1/4"	4-1/2"	7/16"	200
TTF06127	1/4"	5"	7/16"	200
TTF08050	5/16"	2"	1/2"	250
TTF08056	5/16"	2-1/4"	1/2"	200
TTF08063	5/16"	2-1/2"	1/2"	200
TTF08070	5/16"	2-3/4"	1/2"	200
TTF08076	5/16"	3"	1/2"	150
TTF08082	5/16"	3-1/4"	1/2"	150
TTF08090	5/16"	3-1/2"	1/2"	150
TTF08100	5/16"	4"	1/2"	140
TTF08114	5/16"	4-1/2"	1/2"	120
TTF08127	5/16"	5"	1/2"	120
TTF08140	5/16"	5-1/2"	1/2"	120
TTF08152	5/16"	6"	1/2"	100
TTF10050	3/8"	2"	9/16"	180
TTF10056	3/8"	2-1/4"	9/16"	150
TTF10063	3/8"	2-1/2"	9/16"	150
TTF10070	3/8"	2-3/4"	9/16"	140
TTF10076	3/8"	3"	9/16"	130
TTF10082	3/8"	3-1/4"	9/16"	120
TTF10090	3/8"	3-1/2"	9/16"	120
TTF10100	3/8"	4"	9/16"	100
TTF10114	3/8"	4-1/2"	9/16"	100
TTF10127	3/8"	5"	9/16"	80
TTF10140	3/8"	5-1/2"	9/16"	75
TTF10152	3/8"	6"	9/16"	70

Tornillo para Madera Fix Cabeza Punta Aguja

Modelo: para Madera
 Cabeza: Fix
 Punta: Aguja
 Terminación: Dicromatado Dorado
 Detalles: Cabeza PH



CÓDIGO	MEDIDA	LARGO	UNIDAD POR CAJA
FIX25010	2.5	10	1000
FIX25012	2.5	12	1000
FIX25016	2.5	16	1000
FIX25020	2.5	20	1000
FIX30010	3.0	10	1000
FIX30012	3.0	12	1000
FIX30016	3.0	16	1000
FIX30020	3.0	20	1000
FIX30025	3.0	25	1000
FIX30030	3.0	30	1000
FIX35012	3.5	12	1000
FIX35016	3.5	16	1000
FIX35020	3.5	20	1000
FIX35025	3.5	25	1000
FIX35030	3.5	30	1000
FIX35035	3.5	35	1000
FIX35040	3.5	40	1000
FIX35045	3.5	45	1000
FIX35050	3.5	50	1000
FIX40016	4.0	16	1000
FIX40020	4.0	20	1000
FIX40025	4.0	25	1000
FIX40030	4.0	30	1000
FIX40035	4.0	35	1000
FIX40040	4.0	40	1000
FIX40045	4.0	45	1000
FIX40050	4.0	50	1000
FIX40060	4.0	60	1000
FIX40070	4.0	70	1000
FIX45016	4.5	16	1000
FIX45020	4.5	20	1000
FIX45025	4.5	25	1000
FIX45030	4.5	30	1000

CÓDIGO	MEDIDA	LARGO	UNIDAD POR CAJA
FIX45035	4.5	35	1000
FIX45040	4.5	40	1000
FIX45045	4.5	45	1000
FIX45050	4.5	50	1000
FIX45060	4.5	60	1000
FIX45070	4.5	70	1000
FIX50025	5.0	25	1000
FIX50030	5.0	30	1000
FIX50035	5.0	35	1000
FIX50040	5.0	40	1000
FIX50045	5.0	45	1000
FIX50050	5.0	50	500
FIX50060	5.0	60	500
FIX50070	5.0	70	500
FIX50080	5.0	80	500
FIX50090	5.0	90	500
FIX50100	5.0	100	250
FIX50110	5.0	110	250
FIX50120	5.0	120	250
FIX60025	6.0	25	1000
FIX60030	6.0	30	900
FIX60035	6.0	35	800
FIX60040	6.0	40	700
FIX60045	6.0	45	600
FIX60050	6.0	50	500
FIX60060	6.0	60	500
FIX60070	6.0	70	450
FIX60080	6.0	80	400
FIX60090	6.0	90	400
FIX60100	6.0	100	350
FIX60110	6.0	110	350
FIX60120	6.0	120	250
FIX60130	6.0	130	250

Tornillo Autooperforante Rosca Ancha Cabeza Trompeta y Punta Aguja

Rosca: Ancha
 Modelo: Autooperforante
 Cabeza: Trompeta
 Punta: Aguja
 Terminación: Fosfatizado Negro
 Detalles: para Madera



CÓDIGO	MEDIDA	LARGO	UNIDAD POR CAJA
TTAA06016	6	5/8"	1000
TTAA06019	6	3/4"	1000
TTAA06025	6	1"	1000
TTAA06032	6	1-1/4"	1000
TTAA06038	6	1-1/2"	1000
TTAA06041	6	1-5/8"	1000
TTAA06044	6	1-3/4"	1000
TTAA06050	6	2"	1000
TTAA06056	6	2-1/4"	500
TTAA06063	6	2-1/2"	500
TTAA06076	6	3"	500
TTAA08025	8	1"	1000
TTAA08032	8	1-1/4"	1000
TTAA08038	8	1-1/2"	1000
TTAA08041	8	1-5/8"	1000

CÓDIGO	MEDIDA	LARGO	UNIDAD POR CAJA
TTAA08050	8	2"	1000
TTAA08063	8	2-1/2"	500
TTAA08076	8	3"	500
TTAA08100	8	4"	500
TTAA10025	10	1"	1000
TTAA10032	10	1-1/4"	1000
TTAA10038	10	1-1/2"	1000
TTAA10041	10	1-5/8"	500
TTAA10044	10	1-3/4"	500
TTAA10050	10	2"	500
TTAA10063	10	2-1/2"	500
TTAA10076	10	3"	500
TTAA10095	10	3-3/4"	250
TTAA10100	10	4"	250

Tornillo Autooperforante Rosca Fina Cabeza Trompeta y Punta Aguja

Rosca: Fina
 Modelo: Autooperforante
 Cabeza: Trompeta
 Punta: Aguja
 Terminación: Fosfatizado Negro
 Detalles: para Placas de Yeso

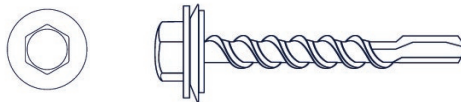


CÓDIGO	MEDIDA	LARGO	UNIDAD POR CAJA
TTAF06016	6	5/8"	1000
TTAF06019	6	3/4"	1000
TTAF06025	6	1"	1000
TTAF06032	6	1-1/4"	1000
TTAF06038	6	1-1/2"	1000

CÓDIGO	MEDIDA	LARGO	UNIDAD POR CAJA
TTAF06041	6	1-5/8"	1000
TTAF06044	6	1-3/4"	1000
TTAF06050	6	2"	500
TTAF06056	6	2-1/4"	500
TTAF06063	6	2-1/2"	1000

Tornillo Auto perforante con Arandela Cabeza Hexagonal y Punta Mecha

Modelo: Auto perforante
 Cabeza: Hexagonal
 Punta: Mecha
 Terminación: Zincado
 Detalles: con Doble Arandela (De goma y metal)



CÓDIGO	MEDIDA	LARGO	UNIDAD POR CAJA
THM10019	10	3/4"	1000
THM10025	10	1"	800
THM10038	10	1-1/2"	500
THM14025	14	1"	500
THM14038	14	1-1/2"	350
THM14050	14	2"	300

CÓDIGO	MEDIDA	LARGO	UNIDAD POR CAJA
THM14063	14	2-1/2"	250
THM14076	14	3"	200
THM14100	14	4"	150
THM14127	14	5"	120
THM14152	14	6"	100

Tornillo Auto perforante con Alas Cabeza Fresada y Punta Mecha

Modelo: Auto perforante con Alas
 Cabeza: Fresada
 Punta: Mecha
 Terminación: Zincado



CÓDIGO	MEDIDA	LARGO	UNIDAD POR CAJA
TFMA08032	8	1-1/4"	1000
TFMA08038	8	1-1/2"	1000
TFMA08050	8	2"	1000
TFMA10032	10	1-1/4"	1000
TFMA10038	10	1-1/2"	1000

CÓDIGO	MEDIDA	LARGO	UNIDAD POR CAJA
TFMA10041	10	1 5/8"	1000
TFMA10050	10	2"	300
TFMA12063	12	2-1/2"	300
TFMA14076	14	3"	200

Tornillo Cabeza Pan Framing y Punta Mecha

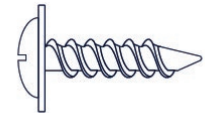
Modelo: Punta Mecha
 Cabeza: Pan Framing
 Punta: Mecha
 Terminación: Zincado



CÓDIGO	MEDIDA	LARGO	UNIDAD POR CAJA
PAN06011	6	7-16"	1000

Tornillo Autooperforante Cabeza Flangeada y Punta Aguja

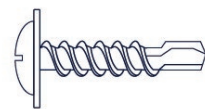
Modelo: Autooperforante
 Cabeza: Flangeada
 Punta: Aguja
 Terminación: Zincado



CÓDIGO	MEDIDA	LARGO	UNIDAD POR CAJA
TFA08013	8	1/2"	3500
TFA08014	8	9/16"	3000
TFA08019	8	3/4"	2500
TFA08025	8	1"	2000

Tornillo Autooperforante Cabeza Flangeada y Punta Mecha

Modelo: Autooperforante
 Cabeza: Flangeada
 Punta: Mecha
 Terminación: Zincado



CÓDIGO	MEDIDA	LARGO	UNIDAD POR CAJA
TFM08013	8	1/2"	3500
TFM08014	8	9/16"	3000
TFM08019	8	3/4"	2500
TFM08025	8	1"	1800
TFM08038	8	1-1/2"	1000
TFM10019	10	3/4"	2100

Tornillo Autooperforante Cabeza Trompeta y Punta Mecha

Modelo: Autooperforante
 Cabeza: Trompeta
 Punta: Mecha
 Terminación: Zincado
 Detalles: Cabeza PH



CÓDIGO	MEDIDA	LARGO	UNIDAD POR CAJA
TTM06029	6	1-1/8"	2000
TTM06041	6	1-5/8"	1250

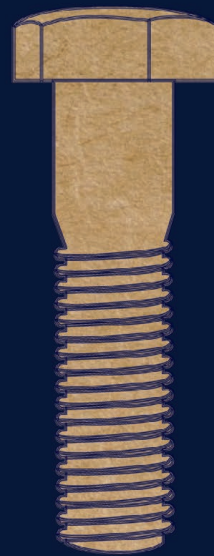
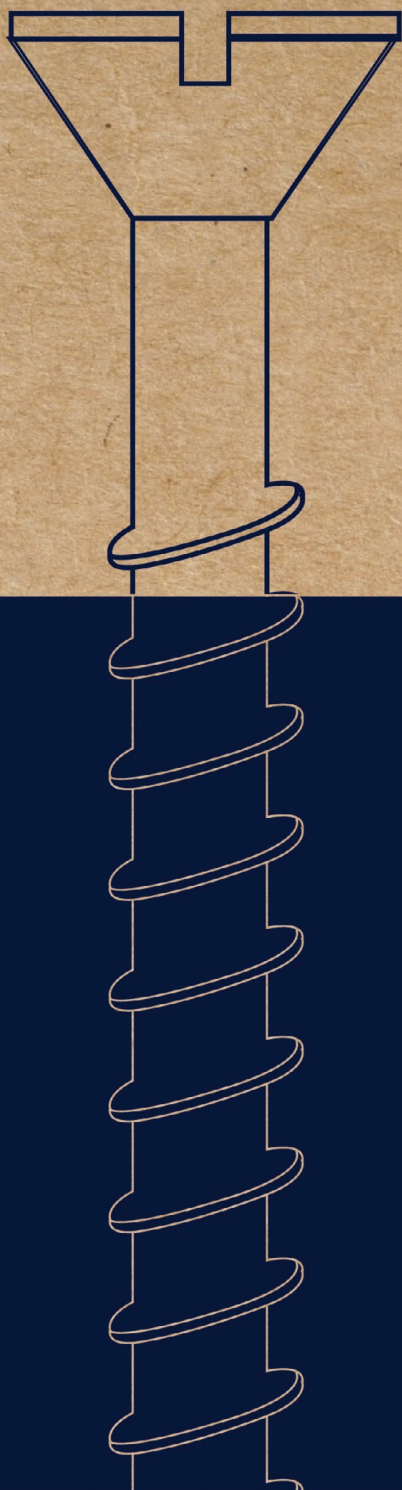
Tornillo Autooperforante con Arandela Cabeza Hexagonal y Punta Aguja (T17)

Modelo: Autooperforante
 Cabeza: Hexagonal
 Punta: Aguja (T17)
 Terminación: Dicromatado Dorado
 Detalles: Doble Arandela (De goma y metal)



CÓDIGO	MEDIDA	LARGO	UNIDAD POR CAJA
THA14025	14	1"	500
THA14038	14	1-1/2"	400
THA14050	14	2"	250

CÓDIGO	MEDIDA	LARGO	UNIDAD POR CAJA
THA14063	14	2-1/2"	250
THA14076	14	3"	200
THA14100	14	4"	200



BREMEN[®]
QUALITÄT UND DESIGN.

CATÁLOGO 2020
BULONES, TORNILLOS & TUERCAS